



# CA ERAP: COVID-19 Rent Relief Program

## Local Partner Network

LISC

February 15, 2024

C

# CA ERAP: Strategic Partnership Framework



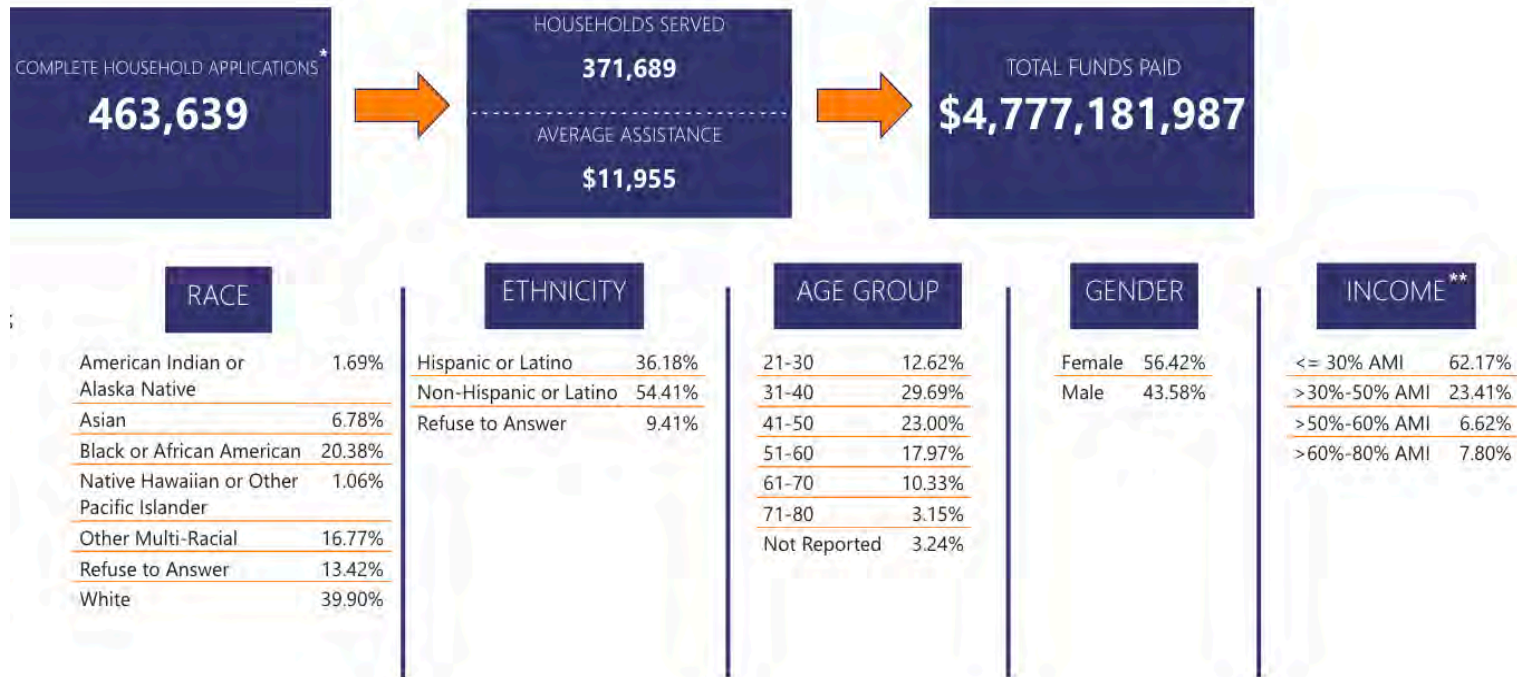
California empowered a Local Partner Network of **176 organizations** to overcome geographic, digital literacy, and language barriers to assist tenants and landlords.



- Local Initiatives Support Corporation ([LISC](#)) was tasked with strategically administering the country's largest unified emergency rental assistance program in the nation, covering approximately **64%** of the state's population, with local emergency rental assistance programs covering the rest.
- With data insights from [UrbanFootprint](#) and on-the-ground efforts from the [Local Partner Network](#) (LPNs), LISC worked with the California Department of Housing and Community Development ([HCD](#)), successfully serving in-need households, improving housing and economic stability throughout the State.



# CA COVID-19 Rent Relief Program Dashboard



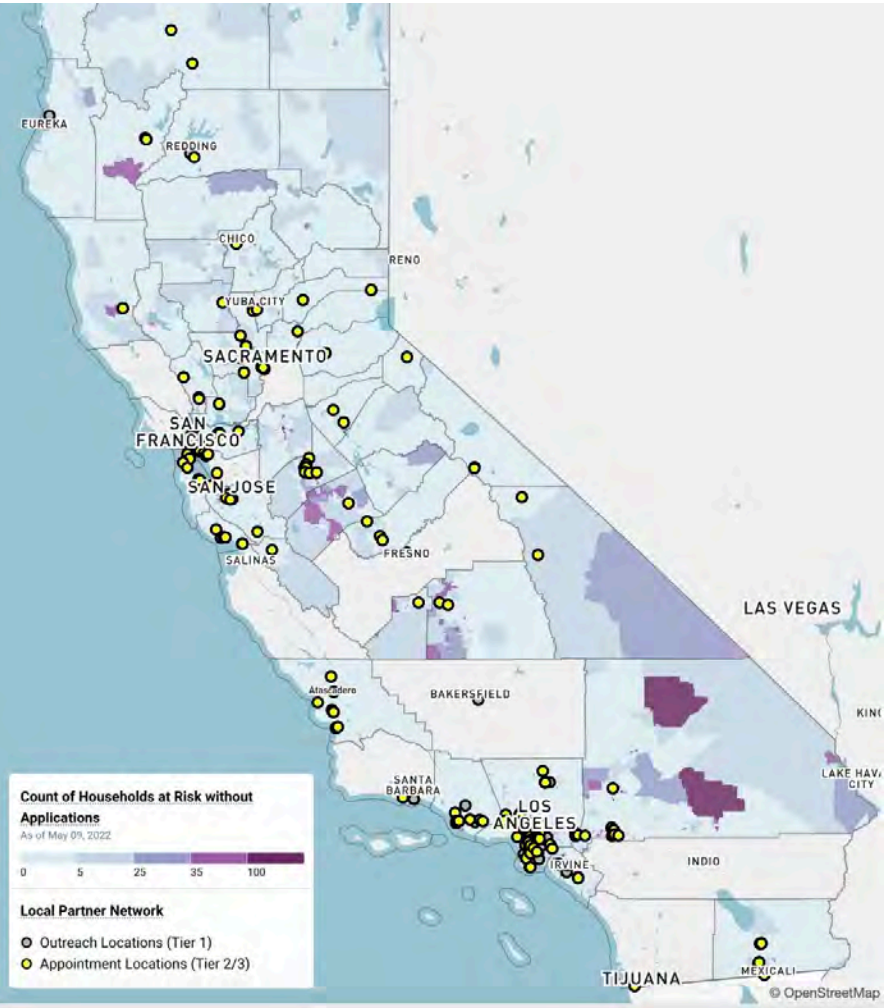
Source: [https://housing.ca.gov/covid\\_rr/dashboard.html](https://housing.ca.gov/covid_rr/dashboard.html)

## Our Impact

- ❑ **\$4.7 Billion** deployed to **371,689** Households
- ❑ Average Assistance: **\$11,955**
- ❑ **463,639** Completed Applications
- ❑ More than **80%** of applicants assisted were very low or extremely low income households, earning less than **50%** of **Area Median Income**.



# Local Partner Network – At a glance...



## LPN SIZE AND REACH

<b>176</b> Partners	<b>118</b> Partners Providing Remote Support	<b>450</b> Jurisdictions Served Across the State	<b>22</b> Languages Assisted In	<b>98%</b> of households estimated to be at risk of eviction within 25 mi. of LPN
------------------------	---	---	------------------------------------	--

## LPN APPOINTMENTS

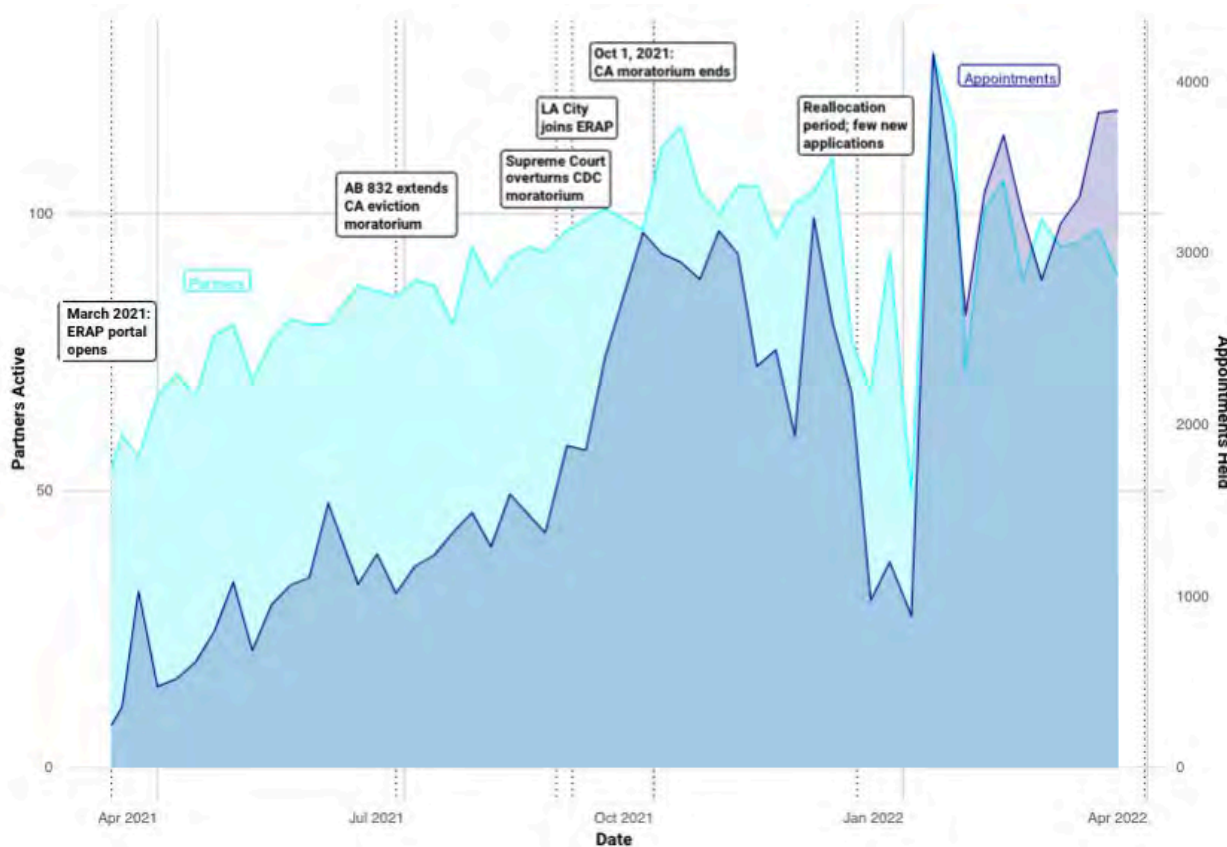
<b>144K+</b> Appointments Held in-person and remotely	<b>37K+</b> Appointments Held (limited or no broadband)	<b>53K+</b> Appointments Held (limited digital literacy)	<b>26K+</b> Appointments Held (assistance for people with disabilities)
--	--	---	--

## DEMOGRAPHICS OF CLIENTS ASSISTED BY LPNS

<b>63%</b> Primary Language: English	<b>67%</b> Ethnicity: Hispanic or Latino	<b>33%</b> Race: Multi-Racial	<b>19%</b> Race: Black or African-American	<b>8%</b> Race: Asian
---	---	----------------------------------	---	--------------------------

\*Data reflects the period from 3/15/2021 through 9/30/22.

# Local Partner Network – At a glance...



- ❑ Total # of LPN Organizations Since Program Inception: **176**
- ❑ At the program's peak, **145** Local Partner Network (LPN) Organizations were actively serving clients in more than **22** unique languages.
- ❑ LISC Appointment Center provided remote/live support in more than **14** languages.

TIER 1	TIER 2	TIER 3	TIER 4	TIER 5
<b>PROMOTION</b>	<b>DOORSTEP</b>	<b>ASSISTANCE</b>	<b>POP-UP EVENTS</b>	<b>CANVASSING</b>
Promotion through email, social media, and community meetings	Doorstep dropoffs in digital deserts	Technical and application assistance via phone or in-person	Pop-up events in high intent geographic areas	Canvassing and door-knocking for direct sign-up

# Local Partner Network – At a glance...



*\*The network covered the entire geography of the State of California*



# Questions?

---

## **Joseph Horiye**

Program Vice President, Western Region

[jhoriye@lisc.org](mailto:jhoriye@lisc.org)

## **Crystal Martinez**

Communications Program Officer

[Cmartinez@lisc.org](mailto:Cmartinez@lisc.org)

**Learn more:** <https://www.lisc.org/>

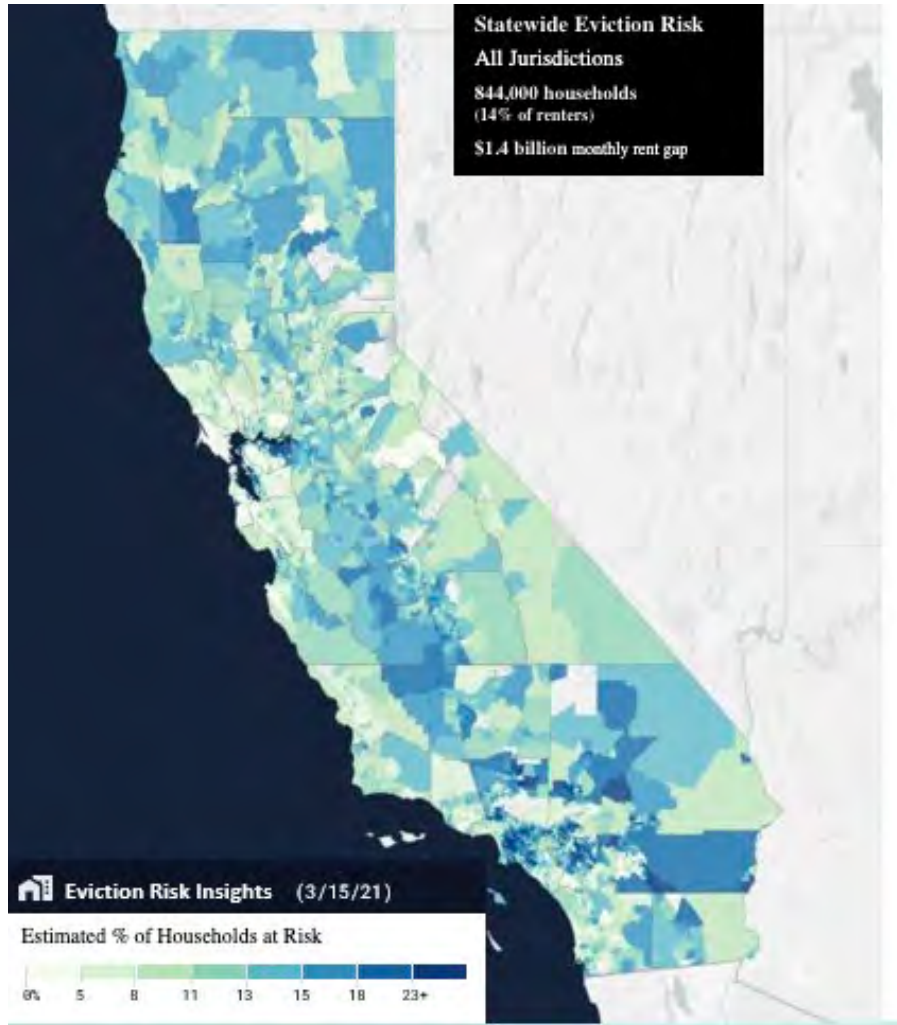
# **Additional CA ERAP Data-Driven Insights**

## **LISC Overview & Impact**

**LISC**



# CA ERAP: Data-Driven Insight



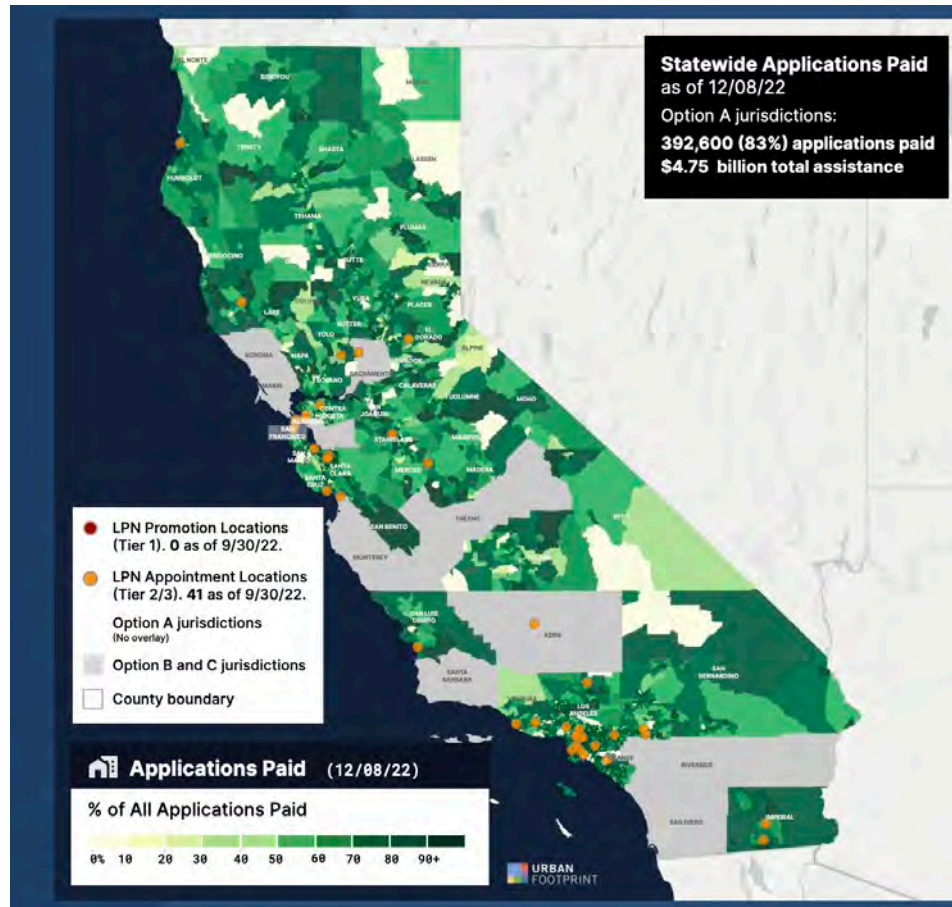
## Our Impact: Eviction Risk

According to an estimate produced by Urban Footprint, **98% of the estimated population** at risk of eviction fell within **25 miles** of a Local Partner Network organization in March 2021.

# Eviction Risk Impact



# CA ERAP: Data-Driven Insight



- ❑ Of those who applied, more than **56%** are women heads of household, and more than **27%** of applicants were over the **age of 50**.
- ❑ The State focused on prioritizing households who applied first and were at **highest risk of eviction** regardless of where they fall within the **80%** Area Median Income and below eligibility.

---

LISC connects local groups across America with the capital and technical know-how to help build inclusive resilient communities of opportunity.



# LISC Model

---

**LISC is an investor, capacity builder, convener and innovator.**



## Pool Public and Private Dollars

We raise funds from philanthropies, corporations and financial firms, federal, state and local governments and through the capital markets.

We also generate income from consulting, and lending services.



## Work With Local Partners

Through a network of local offices and community-based partners across the country, we provide grants, loans, equity and technical assistance.

We also lead advocacy efforts on local, regional and national policy.



## Support People and Places

By investing in housing, businesses, jobs, schools, public spaces, safety, youth, health centers, grocery stores and more, we catalyze opportunities in communities nationwide.

# LISC Impact

We create opportunities for people to thrive.



**489,261** affordable homes for more than a million people



**515** schools and early childhood centers for **124,000+** students



**452** fields and recreational spaces for more than **745,000** kids



**130** Financial Opportunity Centers® in more than **30** urban and rural markets nation-wide serving tens of thousands of people annually



**210** food and health-related projects, including clinics and grocery stores serving thousands of families

Plus 100s of other retail, arts and community projects

LSC