

Connecting Communities: How Fed Data Tools Can Inform Economic Mobility

February 5, 2026
3:00 to 4:30 PM ET



**Connecting
Communities**

Today's moderator



Sergio Galeano
Community and Economic Development Advisor
Federal Reserve Bank of Atlanta



**Connecting
Communities**

Today's speakers and panelists



Jill Avery-Stoss
President and CEO
The Institute



Tracey Everett
Director
Jobs for the Future



Kyle Fee
Policy Advisor
Federal Reserve Bank of Cleveland



Mayra Nunez
Program and Compliance
Manager
CareerSource Central Florida



John Rees
Sr. Community & Economic
Development Advisor
Federal Reserve Bank of Atlanta



**Connecting
Communities**

Housekeeping items

- Views expressed during this session are those of the speakers and are intended for informational purposes. They do not necessarily represent the views of Fed Communities or the Federal Reserve System.
- Microphones and the chat have been disabled. Please use the Q&A chat feature to submit questions.
- Engage with us on social media using the hashtag #connectingcommunities.
- Visit fedcommunities.org for articles, resources, and data from the Federal Reserve System.
- This session, including the presentation, video, and podcast, will be available on fedcommunities.org within two weeks of today's event.



The Occupational Mobility Explorer and Informing Skills-Based Career Pathways



Kyle Fee
Policy Advisor
Federal Reserve Bank of Cleveland



**Connecting
Communities**

Foundational Concepts to Skills-Based Approaches

- A job is a bundle of tasks that require a set of skills to complete.
- Better information leads to better outcomes.



**Connecting
Communities**

What is the Occupational Mobility Explorer?

- The Occupational Mobility Explorer (OME) is an interactive tool that allows users to explore career paths and visualize how overlapping skillsets can facilitate upward mobility from lower-paying to higher-paying jobs in over 500 US locations and across 600+ job titles.
- A “career navigation system” that combines public and proprietary labor market data.
 - The 2023 occupation-specific information (wage, location, and projections) is from the Bureau of Labor Statistics.
 - Top 25 skills requested by employers in online job ads for each occupation at the state level; 2,300+ unique skills representing employer demand (Lightcast).
 - Some of the occupation connections are obvious (e.g., licensed practical nurse to registered nurse), others less so (e.g., motorboat mechanics to industrial engineering technologist).

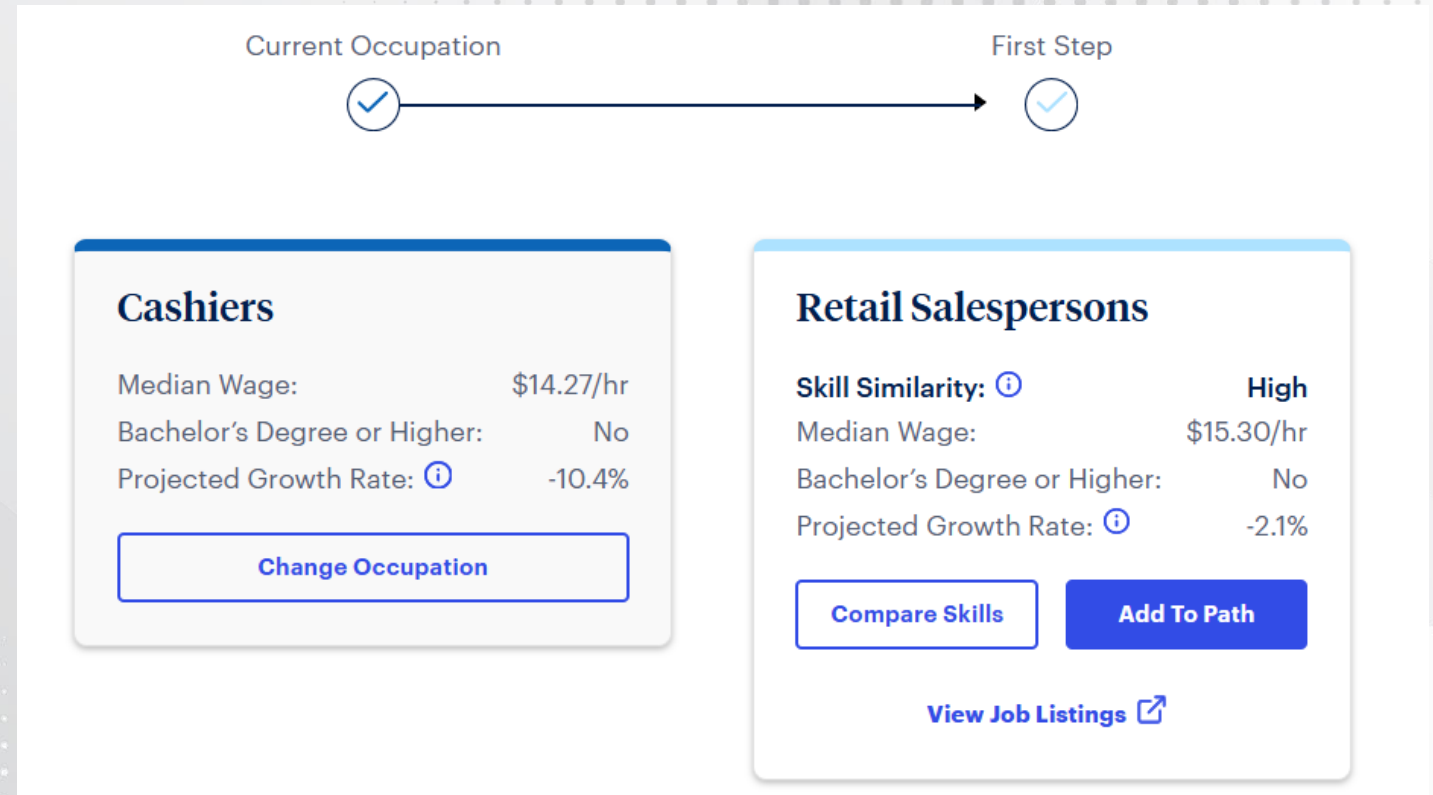


**Connecting
Communities**

How does the OME work?

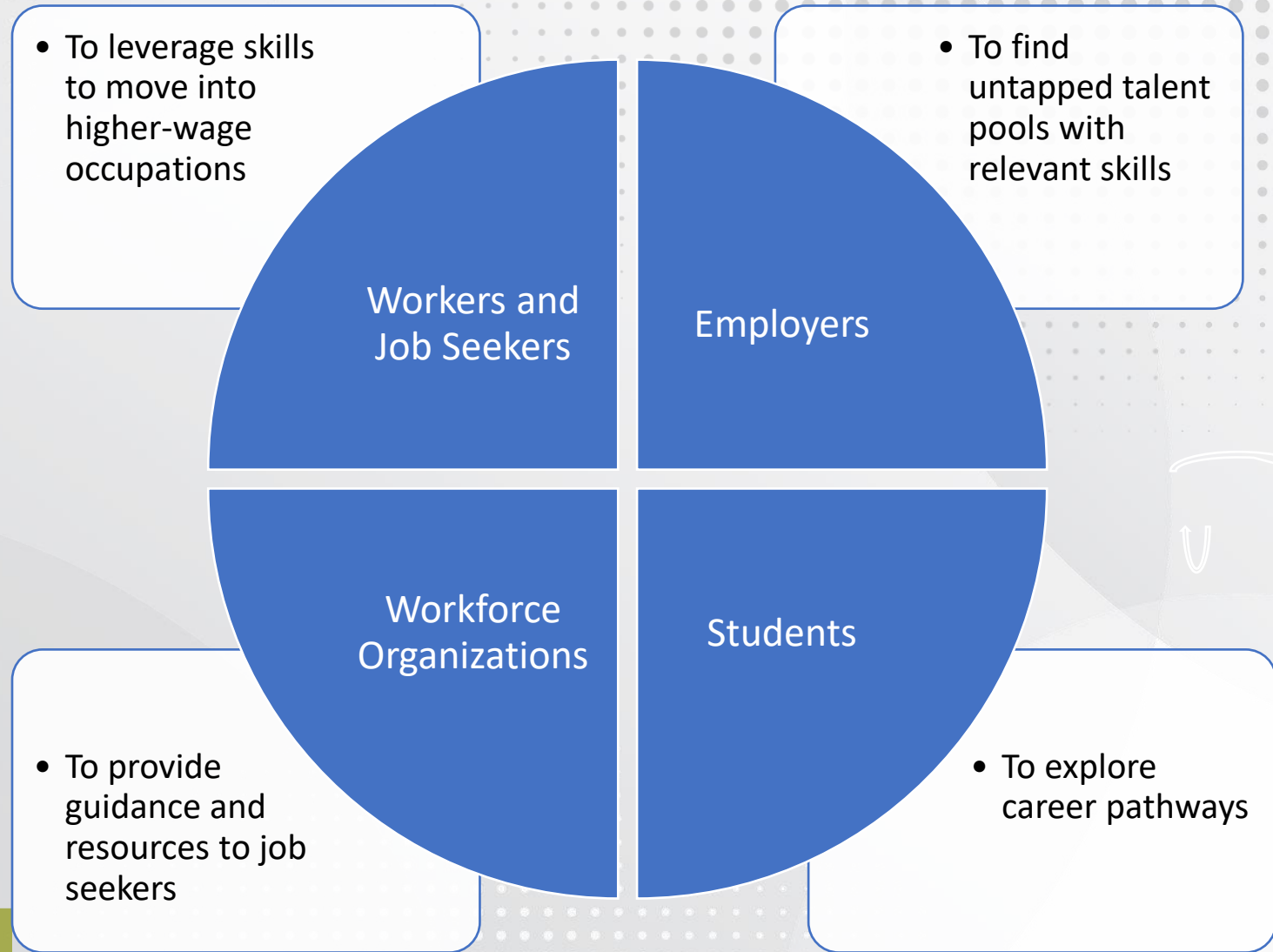
- Each pair of occupations has a similarity score, based on the degree of overlap and the skill intensity of a pair's top 25 skills.
- In the tool, we classify skill similarity scores for each pair of occupations as high, medium, and low.
- Tool presents the 10 higher- (or lower-) paying occupations with the highest skill similarity score for each occupation.

Figure 1. Skill similarity example from the OME



**Connecting
Communities**

Key Audiences



**Connecting
Communities**

Occupational Mobility Explorer

This interactive tool sheds light on career pathways in the U.S. labor market. The tool allows users to explore career paths and visualize how job skills needed for specific occupations can transfer to higher-paying occupations in the same geographical area. Users can also access resources to help them search for jobs in their region and build a skills-based resume.

JUMP TO

[About the Explorer](#)

[About the Data](#)

[Resources](#)

[Practitioner's Toolkit](#)



Build Your Path

Start by choosing a U.S. location and job title. Build a career path by exploring how the skills needed for that job overlap with the skills needed for similar roles with higher pay in the same local market. Or start with a higher-paying destination occupation and trace a career path by exploring how the skills needed for that destination occupation connect back to other jobs along a career ladder.

Where Is This Job Located?

Select or Type a Metro or Nonmetro Area

Select or Type a Metro or Nonmetro Area



OR

Select or Type a State

Select or Type a State



Enter a zip code to find the closest region.

00000



Next

Cleveland-Elyria, OH

Q What Occupation Would You Like To Explore?

Customer Service Representatives x



Can't find your occupation? Check [Sockit](#) to find the closest match.



Start With

Current Occupation

Destination Occupation





Current Occupation



First Step



Current Occupation



19.8% Wage Increase

First Step



Second Step

**Customer Service Representatives**

Median Wage: \$18.07/hr
 Bachelor's Degree or Higher: No
 Projected Growth Rate: -5.5%

[Change Occupation](#)**Dispatchers, Except Police, Fire, and Ambulance**

Skill Similarity: High
 Median Wage: \$22.04/hr
 Bachelor's Degree or Higher: No
 Projected Growth Rate: -4.1%

[Compare Skills](#)[Add To Path](#)[View Job Listings](#)**Reservation and Transportation Ticket Agents and Travel Clerks**

Skill Similarity: High
 Median Wage: \$19.72/hr
 Bachelor's Degree or Higher: No
 Projected Growth Rate: 1.3%

[Compare Skills](#)[Add To Path](#)[View Job Listings](#)**Eligibility Interviewers, Government Programs**

Skill Similarity: High
 Median Wage: \$22.50/hr
 Bachelor's Degree or Higher: No
 Projected Growth Rate: 2.3%

[Compare Skills](#)[Add To Path](#)[View Job Listings](#)**First-Line Supervisors of Office and Administrative Support Workers**

Skill Similarity: High
 Median Wage: \$20.34/hr
 Bachelor's Degree or Higher: No
 Projected Growth Rate: -5.2%

[Compare Skills](#)[Add To Path](#)[View Job Listings](#)**Title Examiners, Abstractors, and Searchers**

Skill Similarity: High
 Median Wage: \$25.54/hr
 Bachelor's Degree or Higher: No
 Projected Growth Rate: 1.7%

[Compare Skills](#)[Add To Path](#)[View Job Listings](#)**Credit Counselors**

Skill Similarity: High
 Median Wage: \$22.82/hr
 Bachelor's Degree or Higher: No
 Projected Growth Rate: 5.6%

[Compare Skills](#)[Add To Path](#)[View Job Listings](#)

Expand Options

Customer Service Representatives

Median Wage: \$19.07/hr
 Bachelor's Degree or Higher: No
 Projected Growth Rate: -5.5%

[Change Occupation](#)**Credit Counselors**

Skill Similarity: High
 Median Wage: \$22.85/hr
 Bachelor's Degree or Higher: No
 Projected Growth Rate: 5.4%

[Compare Skills](#)[Remove](#)[View Job Listings](#)**First-Line Supervisors of Office and Administrative Support Workers**

Skill Similarity: High
 Median Wage: \$20.34/hr
 Bachelor's Degree or Higher: No
 Projected Growth Rate: -5.2%

[Compare Skills](#)[Complete Path](#)[View Job Listings](#)**Loan Interviewers and Clerks**

Skill Similarity: High
 Median Wage: \$23.11/hr
 Bachelor's Degree or Higher: No
 Projected Growth Rate: -1.0%

[Compare Skills](#)[Complete Path](#)[View Job Listings](#)**Compensation, Benefits, and Job Analysis Specialists**

Skill Similarity: High
 Median Wage: \$26.03/hr
 Bachelor's Degree or Higher: No
 Projected Growth Rate: 7.0%

[Compare Skills](#)[Complete Path](#)[View Job Listings](#)**Loan Officers**

Skill Similarity: Medium
 Median Wage: \$31.39/hr
 Bachelor's Degree or Higher: No
 Projected Growth Rate: 2.9%

[Compare Skills](#)[Complete Path](#)[View Job Listings](#)

Cleveland-Elyria, OH

Current Occupation



First Step



Destination Occupation



19.8% Wage Increase

37.4% Wage Increase

[Expand Options](#)

[Expand Options](#)

Customer Service Representatives

Median Wage: \$19.07/hr
Bachelor's Degree or Higher: No
Projected Growth Rate: ⓘ -5.5%

[Change Occupation](#)

Credit Counselors

Skill Similarity: ⓘ High
Median Wage: \$22.85/hr
Bachelor's Degree or Higher: No
Projected Growth Rate: ⓘ 5.4%

[Compare Skills](#)

[Remove](#)

[View Job Listings](#)

Loan Officers

Skill Similarity: ⓘ Medium
Median Wage: \$31.39/hr
Bachelor's Degree or Higher: No
Projected Growth Rate: ⓘ 2.9%

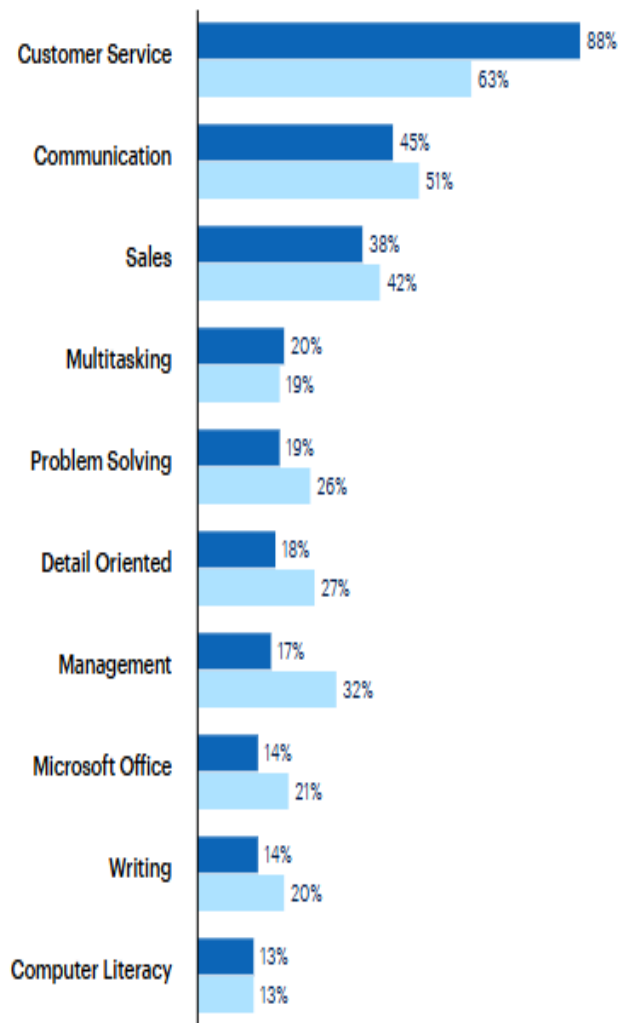
[Compare Skills](#)

[Remove](#)

[View Job Listings](#)

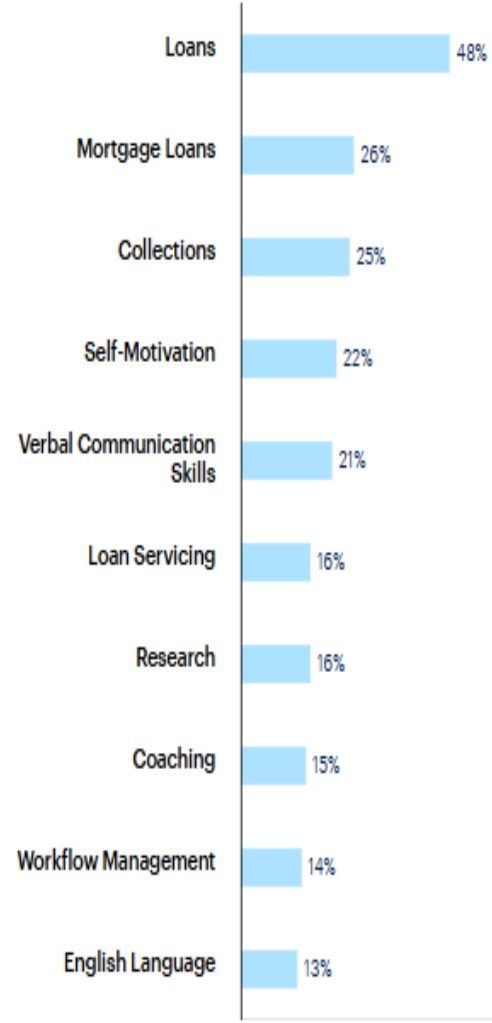


Shared Skills

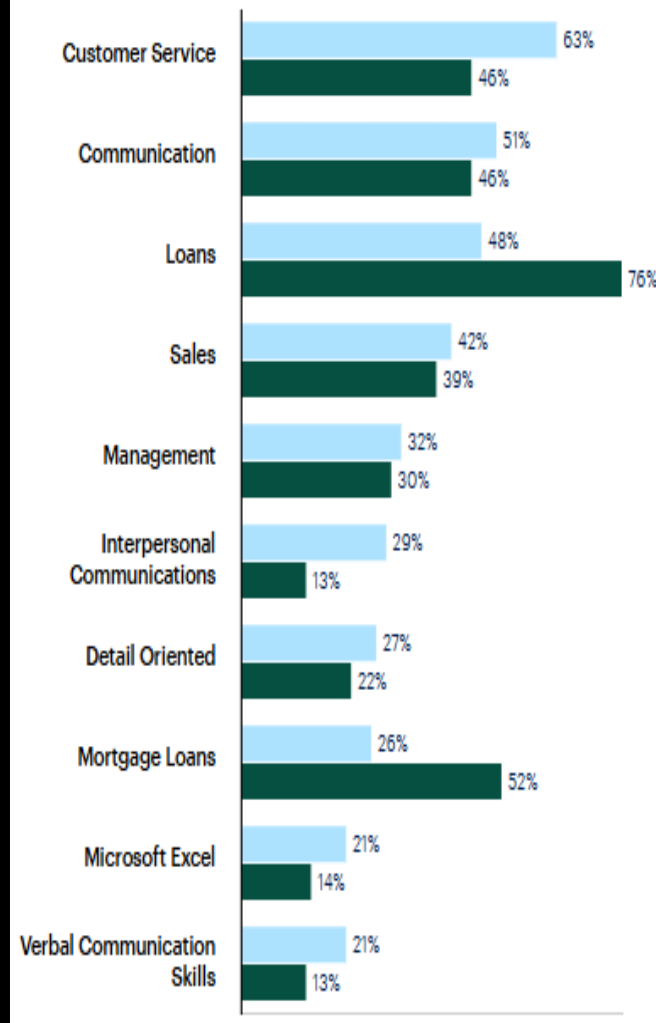


Other Skills Requested

Credit Counselors

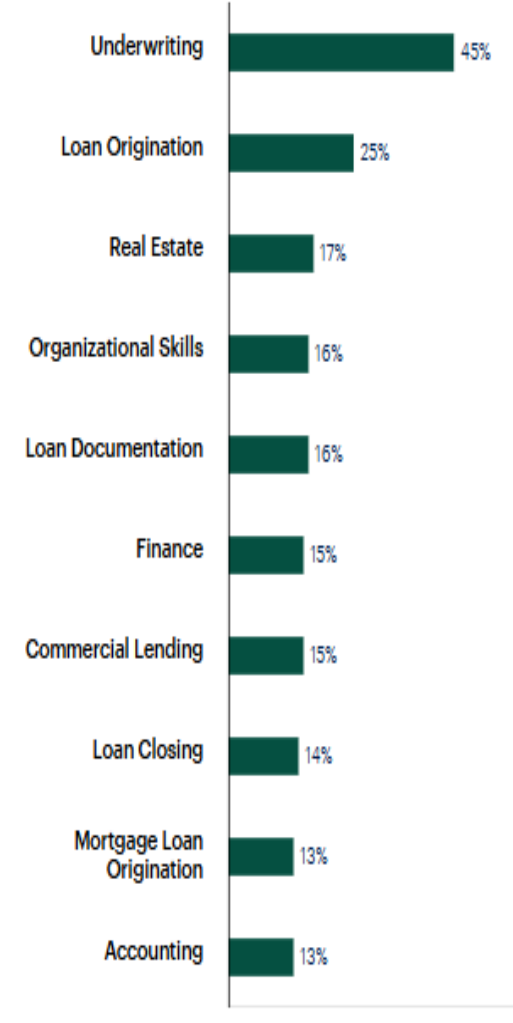


Shared Skills



Other Skills Requested

Loan Officers



Atlanta-Sandy Springs-Roswell, GA

Q What Occupation Would You Like To Explore?

Construction Managers



Can't find your occupation? Check [Sockit](#) to find the closest match.

Start With

Current Occupation

Destination Occupation



Atlanta-Sandy Springs-Roswell, GA

Previous Step



22.3% Wage Increase

Previous Step



61.0% Wage Increase

Destination Occupation



Expand Options

Production, Planning, and Expediting Clerks

Skill Similarity: Medium

Median Wage: \$24.86/hr

Bachelor's Degree or Higher: No

Projected Growth Rate: 4.2%

[Compare Skills](#)[Remove](#)[View Job Listings](#)

Expand Options

Construction and Building Inspectors

Skill Similarity: High

Median Wage: \$30.41/hr

Bachelor's Degree or Higher: Yes

Projected Growth Rate: -1.5%

[Compare Skills](#)[Remove](#)[View Job Listings](#)

Construction Managers

Median Wage: \$48.96/hr

Bachelor's Degree or Higher: No

Projected Growth Rate: 4.5%

[Change Occupation](#)

Tulsa, OK

Current Occupation

First Step

Destination Occupation



35.2% Wage Increase



54.7% Wage Increase



Expand Options

Expand Options

Industrial Truck and Tractor Operators

Median Wage: \$21.69/hr
Bachelor's Degree or Higher: No
Projected Growth Rate: 3.7%

[Change Occupation](#)

First-Line Supervisors of Transportation and Material Moving Workers, Except Aircraft Cargo Handling Supervisors

Skill Similarity: Medium
Median Wage: \$29.32/hr
Bachelor's Degree or Higher: No
Projected Growth Rate: 4.7%

[Compare Skills](#)[Remove](#)[View Job Listings](#)

Facilities Managers

Skill Similarity: Medium
Median Wage: \$45.36/hr
Bachelor's Degree or Higher: No
Projected Growth Rate: 4.6%

[Compare Skills](#)[Remove](#)[View Job Listings](#)

OME Key Takeaways

- Skills-based approaches hold promise for individual economic mobility while meeting the talent needs of employers.
- The OME is a tool to facilitate conversations about skills-based approaches with students, parents, educators and trainers, jobseekers, employers, economic and workforce development professionals, and funders.
- The OME is another resource to use for local workforce development/labor market analysis.



Benefits Cliff Tools –

An Introduction & Overview of Career Ladder Identifier and Financial Forecaster (CLIFF) Tools



John Rees
Sr. Community & Economic Development Advisor
Federal Reserve Bank of Atlanta

Advancing Careers for Low-Income Families

The Atlanta Fed's Advancing Careers initiative works to improve economic mobility and resilience by:

- Identifying how benefits cliffs and other structural barriers create financial disincentives to career advancement
- Conducting research, developing tools, and analyzing solutions on mechanisms for reducing barriers to economic mobility and resilience
- Engaging in partnerships to support community and state efforts to improve economic security for families



A barrier low-income families may face when working to improve their economic mobility. Also known as the “cliff effect,” a benefits cliff occurs when career advancement puts a family above the income eligibility threshold for public assistance and the family is financially worse off than before the wage increase.

CLIFF Tools

Survive

Client is focused on immediate financial stability

Thrive

Client is actively planning for career advancement

SNAPSHOT

DASHBOARD

PLANNER



Identify an immediate path to financial stability



Explore the potential financial returns of different careers



Create a detailed budget in support of a career move



WELCOME TO THE NEW CLIFF PORTAL! WE'VE MADE A HOST OF UPDATES TO OUR TOOLS, INCLUDING NEW [MINIMUM HOUSEHOLD BUDGET CALCULATIONS](#), [NEW COACHING RESOURCES](#), AND A [QUICK START GUIDE](#) TO HELP COUNSELORS QUICKLY IDENTIFY THE MOST APPROPRIATE TOOL TO USE WITH CLIENTS. PLEASE CLICK ON THE ICONS BELOW TO ACCESS OUR UPDATED TOOLS.



(Click on the icons to visit each tool)

SNAPSHOT



Identify an immediate path to financial stability

Client is interested in understanding the potential **short-term** financial impact of a new job or income change.

DASHBOARD



Explore the potential financial returns of different careers

Client is interested in **long-term** career planning AND wants a **general** idea about potential financial barriers to career advancement.

PLANNER



Create a detailed budget in support of a career move

Client is interested in **detailed** career planning AND wants to create a **customized budget** that will help them navigate potential financial barriers to career advancement.



WELCOME TO THE NEW CLIFF PORTAL! WE'VE MADE A HOST OF UPDATES TO OUR TOOLS, INCLUDING NEW [MINIMUM HOUSEHOLD BUDGET CALCULATIONS](#), [NEW COACHING RESOURCES](#), AND A [QUICK START GUIDE](#) TO HELP COUNSELORS QUICKLY IDENTIFY THE MOST APPROPRIATE TOOL TO USE WITH CLIENTS. PLEASE CLICK ON THE ICONS BELOW TO ACCESS OUR UPDATED TOOLS.



(Click on the icons to visit each tool)

SNAPSHOT



Identify an immediate path to financial stability

Client is interested in understanding the potential **short-term** financial impact of a new job or income change.

DASHBOARD



Explore the potential financial returns of different careers

Client is interested in **long-term** career planning AND wants a **general** idea about potential financial barriers to career advancement.

PLANNER



Create a detailed budget in support of a career move

Client is interested in **detailed** career planning AND wants to create a **customized budget** that will help them navigate potential financial barriers to career advancement.

Occupational Mobility Explorer

Tulsa, OK



Industrial Truck and Tractor Operators

Median Wage: \$21.69/hr
Bachelor's Degree or Higher: No
Projected Growth Rate: 3.7%

[Change Occupation](#)

[Expand Options](#)

First-Line Supervisors of Transportation and Material Moving Workers, Except Aircraft Cargo Handling Supervisors

Skill Similarity: Medium
Median Wage: \$29.32/hr
Bachelor's Degree or Higher: No
Projected Growth Rate: 4.7%

[Compare Skills](#)

[Remove](#)

[View Job Listings](#)

[Expand Options](#)

Facilities Managers

Skill Similarity: Medium
Median Wage: \$45.36/hr
Bachelor's Degree or Higher: No
Projected Growth Rate: 4.6%

[Compare Skills](#)

[Remove](#)

[View Job Listings](#)

Occupational Mobility Explorer

Tulsa, OK



[Expand Options](#)

Industrial Truck and Tractor Operators

Median Wage: \$21.69/hr
Bachelor's Degree or Higher: No
Projected Growth Rate: 3.7%

[Change Occupation](#)

First-Line Supervisors of Transportation and Material Moving Workers, Except Aircraft Cargo Handling Supervisors

Skill Similarity: Medium
Median Wage: \$29.32/hr
Bachelor's Degree or Higher: No
Projected Growth Rate: 4.7%

[Compare Skills](#)

[Remove](#)

[View Job Listings](#) 



State of Residency

County of Residency

Number of Adults

Number of Children

Does anyone in the home have a disability?

Age of First Adult (19-64)

Age of First Child (Under 19)

If child is less than 1 year old put 0.

Public Assistance

Select Public Assistance Programs

Target Occupation

Broad Occupation Group

Select occupation

Tip: Try searching by keyword on mynextmove.org to get the official BLS occupation name.

Duration of Education or Training Program

Occupation for Comparison

☐ Near-minimum wage job

☒ Other

Broad Occupation Group

Select occupation

Tip: If an occupation is missing, try searching by keyword on mynextmove.org to get the official BLS occupation name.

Duration of Education or Training Program

Recalculate

[Welcome](#)[Results](#)[For Policymakers](#)[FAQ](#)

The CLIFF Dashboard details the long-term financial outlook for different career paths. The Dashboard shows income and public assistance receipt over a 20-year-plus horizon. The Dashboard also includes a household budget target that identifies the estimated level at which a worker's after-tax income covers the cost of basic household budget items necessary to live and work in the modern economy.



DASHBOARD

Send this [intake form](#) to your client.

Step 1: Complete ALL fields to the left.

Step 2: Click the 'Calculate Results' button. A progress indicator will display as the tool calculates the results.

Step 3: CLIFF will then automatically direct to the 'Results' tab and display how much a typical individual in the selected career path may expect to earn over time, how those earnings compare to the household budget target, how those earnings may impact public assistance, and other results. You can also download the results for use with a screen reader.

Step 4: To make changes to the selections, adjust the dropdown menus to the left to and click 'Recalculate' to update the results.



Household Characteristics



State of Residency	
<input type="text" value="Oklahoma"/>	
County of Residency	
<input type="text" value="Tulsa County"/>	
Number of Adults	Number of Children
<input type="text" value="1"/>	<input type="text" value="1"/>
Does anyone in the home have a disability?	
<input type="text" value="No"/>	
Age of First Adult (19-64)	
<input type="text" value="27"/>	
Age of First Child (Under 19)	
<input type="text" value="7"/>	

If child is less than 1 year old put 0.

State of Residency: Oklahoma

County of Residency: Tulsa County

Number of Adults: 1

Number of Children: 1

Age of First Adult: 27

Age of First Child: 7

No One in the Home Has a Disability

Household Characteristics

State of Residency
Oklahoma

County of Residency
Tulsa County

Number of Adults
1

Number of Children
1

Does anyone in the home have a disability?
No

Age of First Adult (19-64)
27

Age of First Child (Under 19)
7

If child is less than 1 year old put 0.

Public Assistance

Public Assistance
[Selected Programs]

Select Public Assistance Programs
[Selected Programs]

State of Residency: Oklahoma

County of Residency: Tulsa County

Number of Adults: 1

Number of Children: 1

Age of First Adult: 27

Age of First Child: 7

No One in the Home Has a Disability

Selected

Child Tax Credit (CTC)
Earned Income Tax Credit (EITC)
Free or Reduced-Price School Meals
Medicaid for Children (CHIP)
Supplemental Nutrition Assistance Program (SNAP)

Not Selected

Child Care Subsidy (CCDF) **Headstart/Early Headstart**
Section 8 Housing Choice Voucher **State-Funded Pre-K**
Temporary Assistance for Needy Families (TANF)
Women, Infants and Children Nutrition Program (WIC)
Child and Dependent Care Tax Credit



Household Characteristics

State of Residency
Oklahoma

County of Residency
Tulsa County

Number of Adults
1

Number of Children
1

Does anyone in the home have a disability?
No

Age of First Adult (19-64)
27

Age of First Child (Under 19)
7

If child is less than 1 year old put 0.

State of Residency: Oklahoma

County of Residency: Tulsa County

Number of Adults: 1

Number of Children: 1

Age of First Adult: 27

Age of First Child: 7

No One in the Home Has a Disability

Public Assistance

Public Assistance
Select a custom list

Select Public Assistance Programs
Supplemental Nutrition Assistance Program (SNAP) Free or Reduced Price School Meals Medicaid for Children/CHIP
Earned Income Tax Credit (EITC) Child Tax Credit (CTC)

Selected
Child Tax Credit (CTC)
Earned Income Tax Credit (EITC)
Free or Reduced-Price School Meals
Medicaid for Children (CHIP)
Supplemental Nutrition Assistance Program (SNAP)

Not Selected
Child Care Subsidy (CCDF) **Headstart/Early Headstart**
Section 8 Housing Choice Voucher **State-Funded Pre-K**
Temporary Assistance for Needy Families (TANF)
Women, Infants and Children Nutrition Program (WIC)
Child and Dependent Care Tax Credit

Occupational Pathway

Target Occupation

Broad Occupation Group
[Blank]

Select occupation
[Blank]

Tip: Try searching by keyword on mynextmove.org to get the official BLS occupation name.

Duration of Education or Training Program
[Blank]

Occupation for Comparison
☐ Near-minimum wage job
☒ Other

Broad Occupation Group
[Blank]

Select occupation
[Blank]

Tip: If an occupation is missing, try searching by keyword on mynextmove.org to get the official BLS occupation name.

Duration of Education or Training Program
[Blank]

Target Occupation
First Line Supervisor of Material Moving Workers, Excluding Aircraft Cargo Handling Supervisors

Occupation for Comparison
Industrial Truck and Tractor Operators



State of Residency

Oklahoma

County of Residency

Tulsa County

Number of Adults

1

Number of Children

1

Does anyone in the home have a disability?

No

Age of First Adult (19-64)

27

Age of First Child (Under 19)

7

If child is less than 1 year old put 0.

Public Assistance

Select a custom list

Select Public Assistance Programs

Supplemental Nutrition Assistance Program (SNAP)

Free or Reduced Price School Meals

Medicaid for Children/CHIP

Earned Income Tax Credit (EITC)

Child Tax Credit (CTC)

Target Occupation

Broad Occupation Group

Transportation and Material Moving Occupations

Select occupation

1st-Line, Sup. of Trans. & Mtrl Moving Wrks., Ex. Aircraft Cargo Handling Sup.

Tip: Try searching by keyword on mynextmove.org to get the official BLS occupation name.

Duration of Education or Training Program

No education or training required

Occupation for Comparison

☐ Near-minimum wage job

☒ Other

Broad Occupation Group

Transportation and Material Moving Occupations

Select occupation

Industrial Truck and Tractor Operators

Tip: If an occupation is missing, try searching by keyword on mynextmove.org to get the official BLS occupation name.

Duration of Education or Training Program

No education or training required

Recalculate

[Welcome](#)[Results](#)[For Policymakers](#)[FAQ](#)

The CLIFF Dashboard details the long-term financial outlook for different career paths. The Dashboard shows income and public assistance receipt over a 20-year-plus horizon. The Dashboard also includes a household budget target that identifies the estimated level at which a worker's after-tax income covers the cost of basic household budget items necessary to live and work in the modern economy.



Send this [intake form](#) to your client.

Step 1: Complete ALL fields to the left.

Step 2: Click the 'Calculate Results' button. A progress indicator will display as the tool calculates the results.

Step 3: CLIFF will then automatically direct to the 'Results' tab and display how much a typical individual in the selected career path may expect to earn over time, how those earnings compare to the household budget target, how those earnings may impact public assistance, and other results. You can also download the results for use with a screen reader.

Step 4: To make changes to the selections, adjust the dropdown menus to the left to and click 'Recalculate' to update the results.





State of Residency
Oklahoma

County of Residency
Tulsa County

Number of Adults
1

Number of Children
1

Does anyone in the home have a disability?
No

Age of First Adult (19-64)
27

Age of First Child (Under 19)
7

If child is less than 1 year old put 0.

Public Assistance
Select a custom list

Select Public Assistance Programs
Supplemental Nutrition Assistance Program (SNAP) Free or Reduced Price School Meals Medicaid for Children/CHIP
Earned Income Tax Credit (EITC) Child Tax Credit (CTC)

Target Occupation

Broad Occupation Group
Transportation and Material Moving Occupations

Select occupation
1st-Line Sup. of Trans. & Mtrl Moving Wrks., Ex. Aircraft Cargo Handling Sup.

Tip: Try searching by keyword on mynextmove.org to get the official BLS occupation name.

Duration of Education or Training Program
No education or training required

Occupation for Comparison
☐ Near-minimum wage job
☒ Other

Broad Occupation Group
Transportation and Material Moving Occupations

Select occupation
Industrial Truck and Tractor Operators

Tip: If an occupation is missing, try searching by keyword on mynextmove.org to get the official BLS occupation name.

Duration of Education or Training Program
No education or training required

Recalculate

Welcome Results For Policymakers FAQ

The CLIFF Dashboard details the long-term financial outlook for different career paths. The Dashboard shows income and public assistance receipt over a 20-year-plus horizon. The Dashboard also includes a household budget target that identifies the estimated level at which a worker's after-tax income covers the cost of basic household budget items necessary to live and work in the modern economy.



Send this [intake form](#) to your client.

Step 1: Complete ALL fields to the left.

Step 2: Click the 'Calculate Results' button. A progress indicator will display as the tool calculates the results.

Step 3: CLIFF will then automatically direct to the 'Results' tab and display how much a typical individual in the selected career path may expect to earn over time, how those earnings compare to the household budget target, how those earnings may impact public assistance, and other results. You can also download the results for use with a screen reader.

Step 4: To make changes to the selections, adjust the dropdown menus to the left to and click 'Recalculate' to update the results.



State of Residency
Oklahoma

County of Residency
Tulsa County

Number of Adults
1

Number of Children
1

Does anyone in the home have a disability?
No

Age of First Adult (19-64)
27

Age of First Child (Under 19)
7

If child is less than 1 year old put 0.

Public Assistance
Select a custom list

Select Public Assistance Programs
Supplemental Nutrition Assistance Program (SNAP) Free or Reduced Price School Meals Medicaid for Children/CHIP
Earned Income Tax Credit (EITC) Child Tax Credit (CTC)

Target Occupation

Broad Occupation Group
Transportation and Material Moving Occupations

Select occupation
1st-Line, Sup. of Trans. & Mtrl Moving Wrks., Ex Aircraft Cargo Handling Sup.

Tip: Try searching by keyword on mynextmove.org to get the official BLS occupation name.

Duration of Education or Training Program
No education or training required

Occupation for Comparison
☐ Near-minimum wage job
☒ Other

Broad Occupation Group
Transportation and Material Moving Occupations

Select occupation
Industrial Truck and Tractor Operators

Tip: If an occupation is missing, try searching by keyword on mynextmove.org to get the official BLS occupation name.

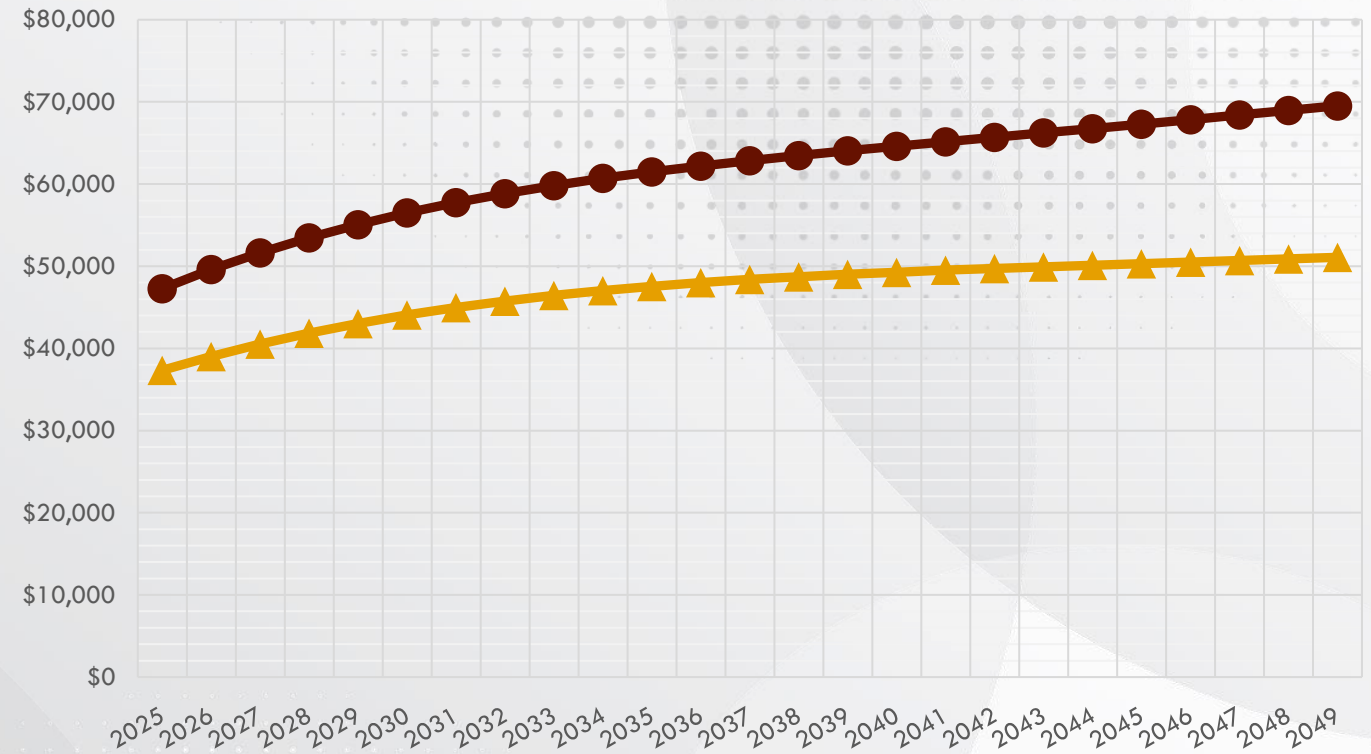
Duration of Education or Training Program
No education or training required

Recalculate

Individual Income Before Taxes

[Download Chart Data](#)

Dollars (\$)



1st-Line Supervisors of Transportation & Material Moving Workers



Industrial Truck or Tractor Operators



State of Residency
Oklahoma

County of Residency
Tulsa County

Number of Adults
1

Number of Children
1

Does anyone in the home have a disability?
No

Age of First Adult (19-64)
27

Age of First Child (Under 19)
7

If child is less than 1 year old put 0.

Public Assistance
Select a custom list

Select Public Assistance Programs
Supplemental Nutrition Assistance Program (SNAP) Free or Reduced Price School Meals Medicaid for Children/CHIP
Earned Income Tax Credit (EITC) Child Tax Credit (CTC)

Target Occupation

Broad Occupation Group
Transportation and Material Moving Occupations

Select occupation
1st-Line, Sup. of Trans. & Mtrl Moving Wrks., Ex Aircraft Cargo Handling Sup.

Tip: Try searching by keyword on mynextmove.org to get the official BLS occupation name.

Duration of Education or Training Program
No education or training required

Occupation for Comparison
☐ Near-minimum wage job
☒ Other

Broad Occupation Group
Transportation and Material Moving Occupations

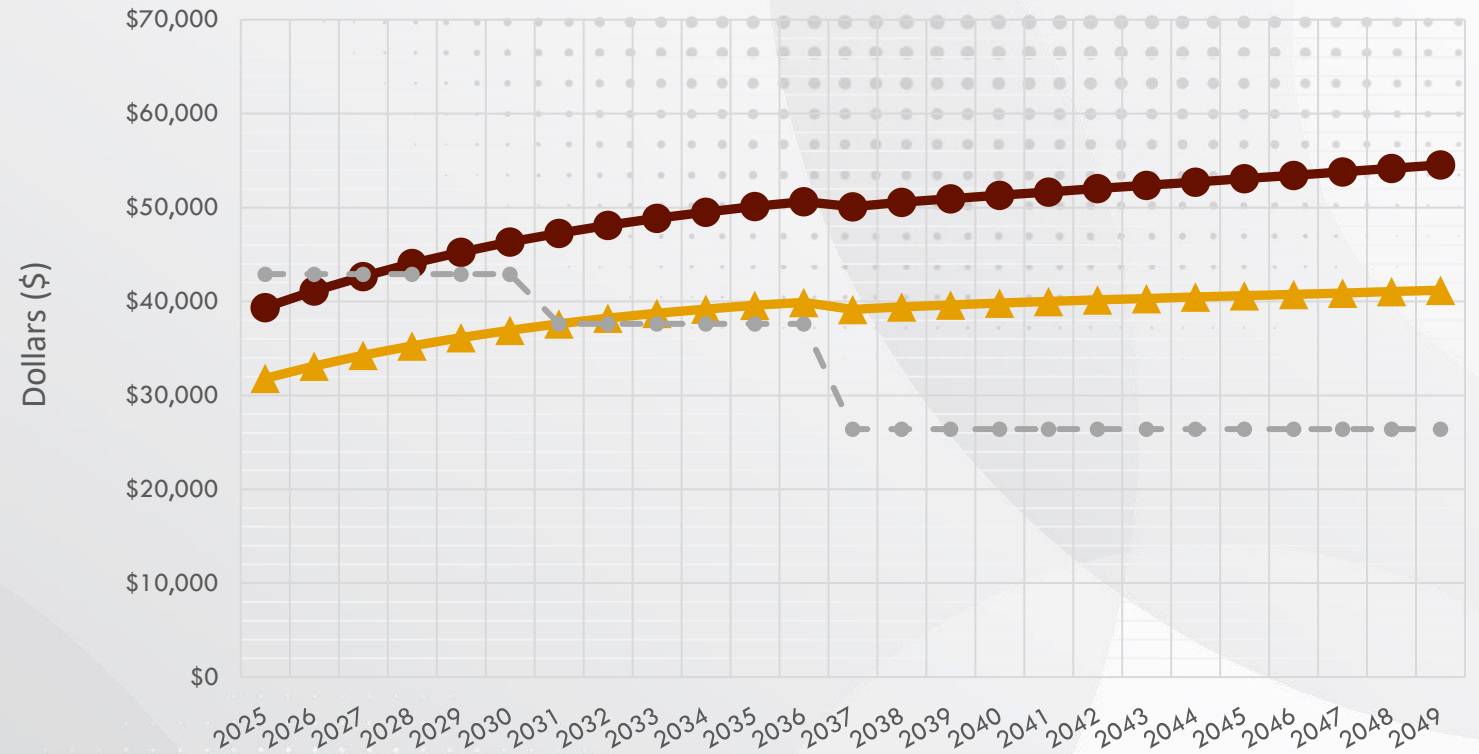
Select occupation
Industrial Truck and Tractor Operators

Tip: If an occupation is missing, try searching by keyword on mynextmove.org to get the official BLS occupation name.

Duration of Education or Training Program
No education or training required

Recalculate

Annual Take-Home Pay & Minimum Household Budget

[Download Chart Data](#)

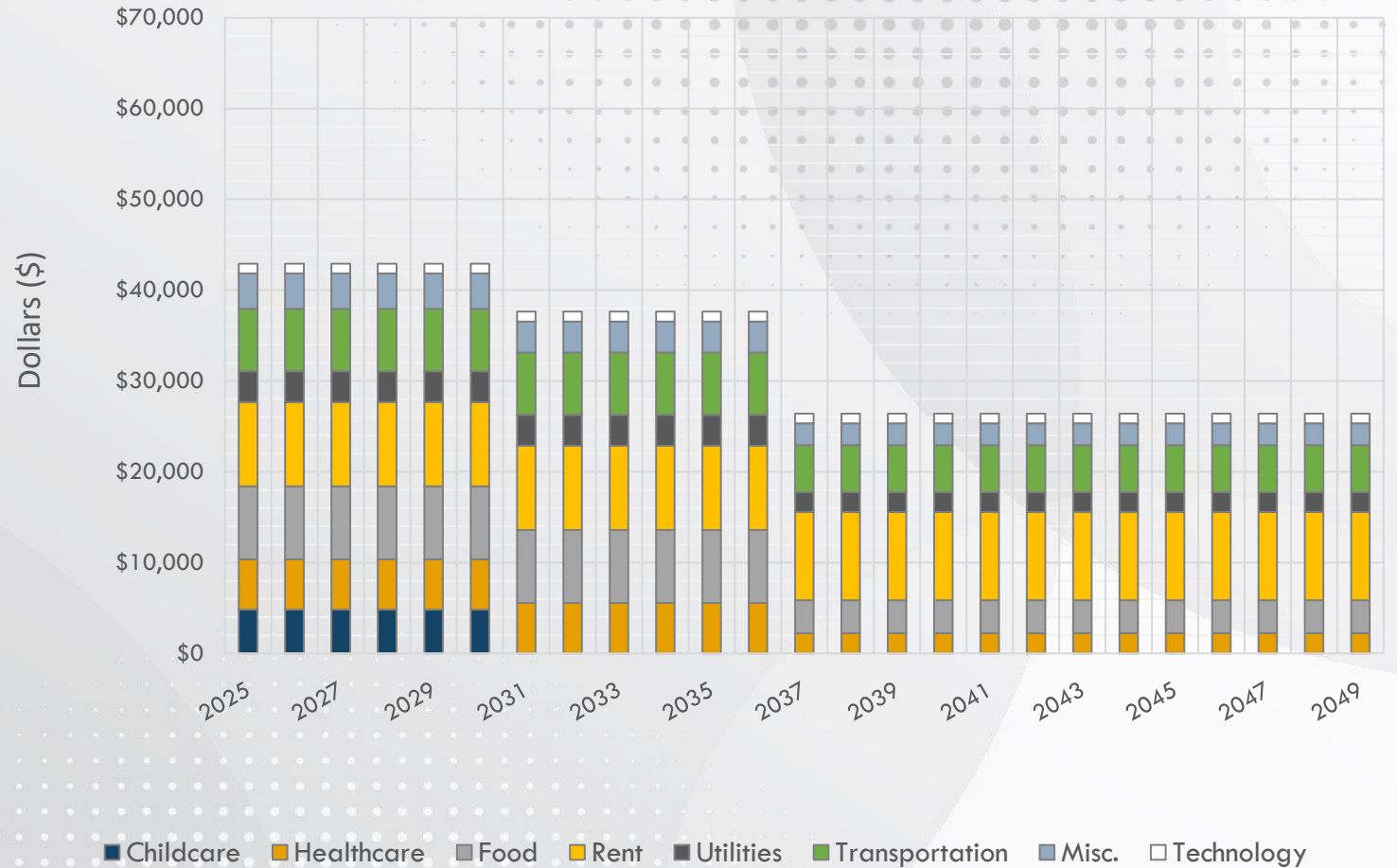
1st-Line Supervisors of Transportation & Material Moving Workers



Industrial Truck or Tractor Operators



Annual Take-Home Pay & Minimum Household Budget

[Download Chart Data](#)

State of Residency
Oklahoma

County of Residency
Tulsa County

Number of Adults
1

Number of Children
1

Does anyone in the home have a disability?
No

Age of First Adult (19-64)
27

Age of First Child (Under 19)
7

If child is less than 1 year old put 0.

Public Assistance
Select a custom list

Select Public Assistance Programs
Supplemental Nutrition Assistance Program (SNAP) Free or Reduced Price School Meals Medicaid for Children/CHIP
Earned Income Tax Credit (EITC) Child Tax Credit (CTC)

Target Occupation

Broad Occupation Group
Transportation and Material Moving Occupations

Select occupation
1st-Line, Sup. of Trans. & Mtrl Moving Wrks., Ex Aircraft Cargo Handling Sup.

Tip: Try searching by keyword on mynextmove.org to get the official BLS occupation name.

Duration of Education or Training Program
No education or training required

Occupation for Comparison
☐ Near-minimum wage job
☒ Other

Broad Occupation Group
Transportation and Material Moving Occupations

Select occupation
Industrial Truck and Tractor Operators

Tip: If an occupation is missing, try searching by keyword on mynextmove.org to get the official BLS occupation name.

Duration of Education or Training Program
No education or training required

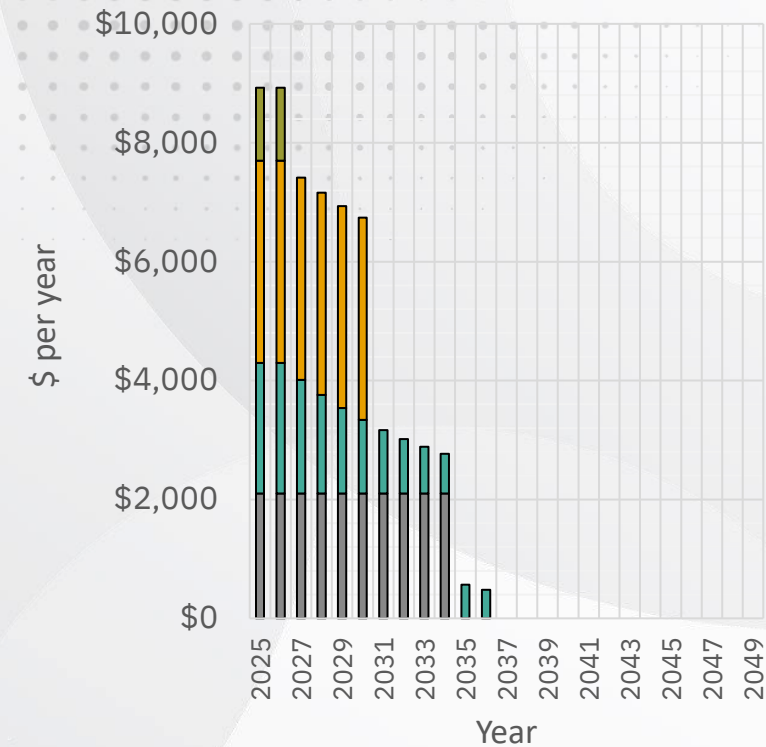
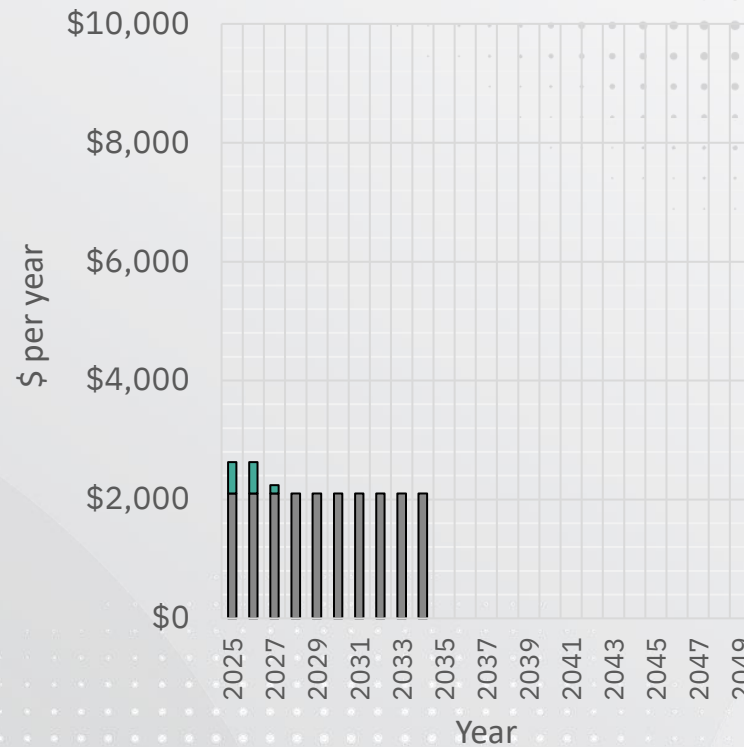
Recalculate

Public Assistance on Chosen Career Path

[Download Chart Data](#)

1st-Line Supervisors of Transportation & Material Moving Workers

Industrial Truck or Tractor Operators



■ Supplemental Nutrition Assistance Program (SNAP) ■ Free or Reduced Price School Meals
■ Medicaid for Children/CHIP ■ Earned Income Tax Credit (EITC) ■ Child Tax Credit (CTC)

State of Residency
Oklahoma

County of Residency
Tulsa County

Number of Adults
1

Number of Children
1

Does anyone in the home have a disability?
No

Age of First Adult (19-64)
27

Age of First Child (Under 19)
7

If child is less than 1 year old put 0.

Public Assistance
Select a custom list

Select Public Assistance Programs
Supplemental Nutrition Assistance Program (SNAP) Free or Reduced Price School Meals Medicaid for Children/CHIP
Earned Income Tax Credit (EITC) Child Tax Credit (CTC)

Target Occupation

Broad Occupation Group
Transportation and Material Moving Occupations

Select occupation
1st-Line, Sup. of Trans. & Mtrl Moving Wrks., Ex Aircraft Cargo Handling Sup.

Tip: Try searching by keyword on mynextmove.org to get the official BLS occupation name.

Duration of Education or Training Program
No education or training required

Occupation for Comparison
☐ Near-minimum wage job
☒ Other

Broad Occupation Group
Transportation and Material Moving Occupations

Select occupation
Industrial Truck and Tractor Operators

Tip: If an occupation is missing, try searching by keyword on mynextmove.org to get the official BLS occupation name.

Duration of Education or Training Program
No education or training required

Recalculate

State of Residency
Oklahoma

County of Residency
Tulsa County

Number of Adults
1

Number of Children
1

Does anyone in the home have a disability?
No

Age of First Adult (19-64)
27

Age of First Child (Under 19)
7

If child is less than 1 year old put 0.

Public Assistance
Select a custom list

Select Public Assistance Programs
Supplemental Nutrition Assistance Program (SNAP) Free or Reduced Price School Meals Medicaid for Children/CHIP
Earned Income Tax Credit (EITC) Child Tax Credit (CTC)

Target Occupation

Broad Occupation Group
Transportation and Material Moving Occupations

Select occupation
1st-Line Sup. of Trans. & Mtrl Moving Wrkrs., Ex. Aircraft Cargo Handling Sup.

Tip: Try searching by keyword on mynextmove.org to get the official BLS occupation name.

Duration of Education or Training Program
No education or training required

Occupation for Comparison
☐ Near-minimum wage job
☒ Other

Broad Occupation Group
Transportation and Material Moving Occupations

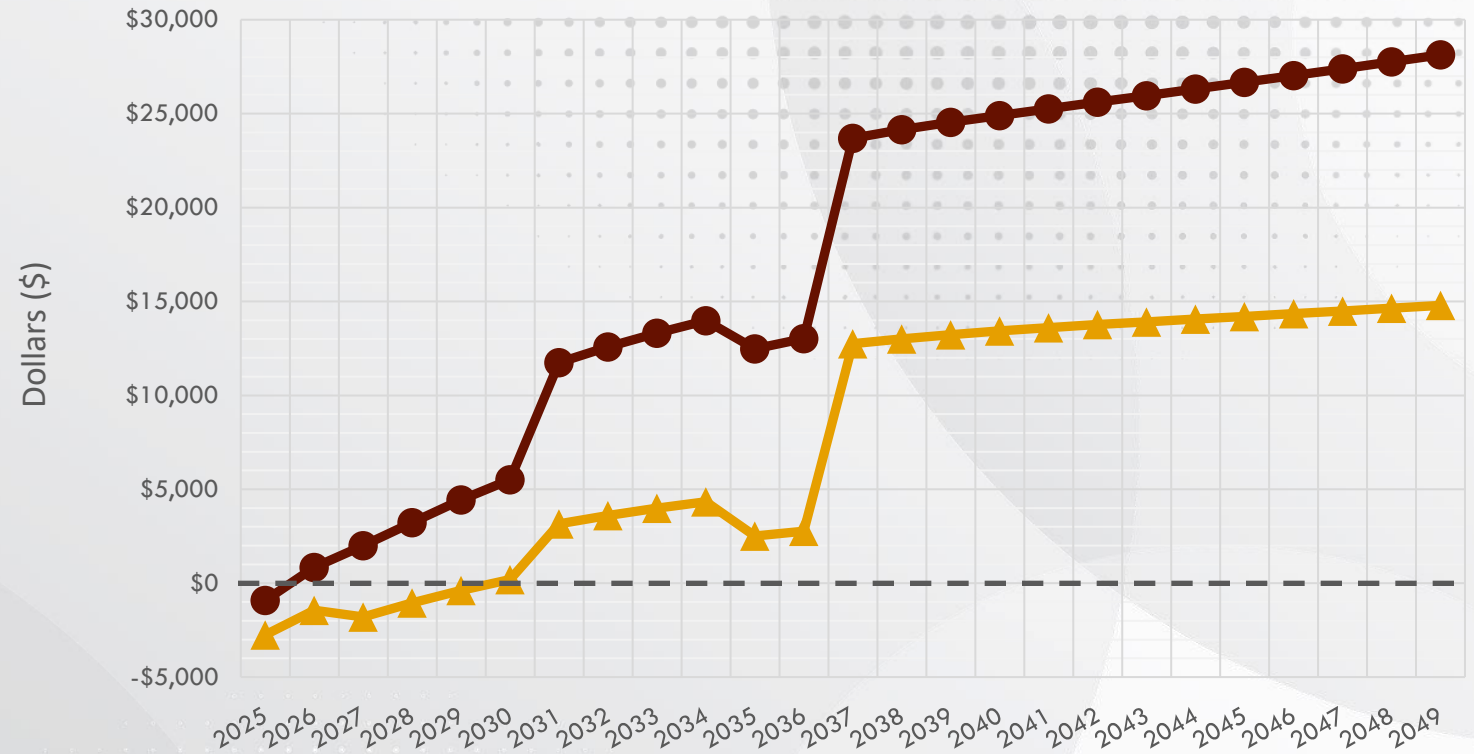
Select occupation
Industrial Truck and Tractor Operators

Tip: If an occupation is missing, try searching by keyword on mynextmove.org to get the official BLS occupation name.

Duration of Education or Training Program
No education or training required

Recalculate

Annual Net Financial Resources on Chosen Career Path

[Download Chart Data](#)

1st-Line Supervisors of Transportation & Material Moving Workers



Industrial Truck or Tractor Operators



State of Residency

Oklahoma

County of Residency

Tulsa County

Number of Adults

1

Number of Children

1

Does anyone in the home have a disability?

No

Age of First Adult (19-64)

27

Age of First Child (Under 19)

7

If child is less than 1 year old put 0.

Public Assistance

Select a custom list

Select Public Assistance Programs

Supplemental Nutrition Assistance Program (SNAP) Free or Reduced Price School Meals Medicaid for Children/CHIP

Earned Income Tax Credit (EITC) Child Tax Credit (CTC)

Target Occupation

Broad Occupation Group

Transportation and Material Moving Occupations

Select occupation

1st-Line, Sup. of Trans. & Mtrl Moving Wrks., Ex. Aircraft Cargo Handling Sup.

Tip: Try searching by keyword on mynextmove.org to get the official BLS occupation name.

Duration of Education or Training Program

No education or training required

Occupation for Comparison

☐ Near-minimum wage job☒ Other

Broad Occupation Group

Transportation and Material Moving Occupations

Select occupation

Industrial Truck and Tractor Operators

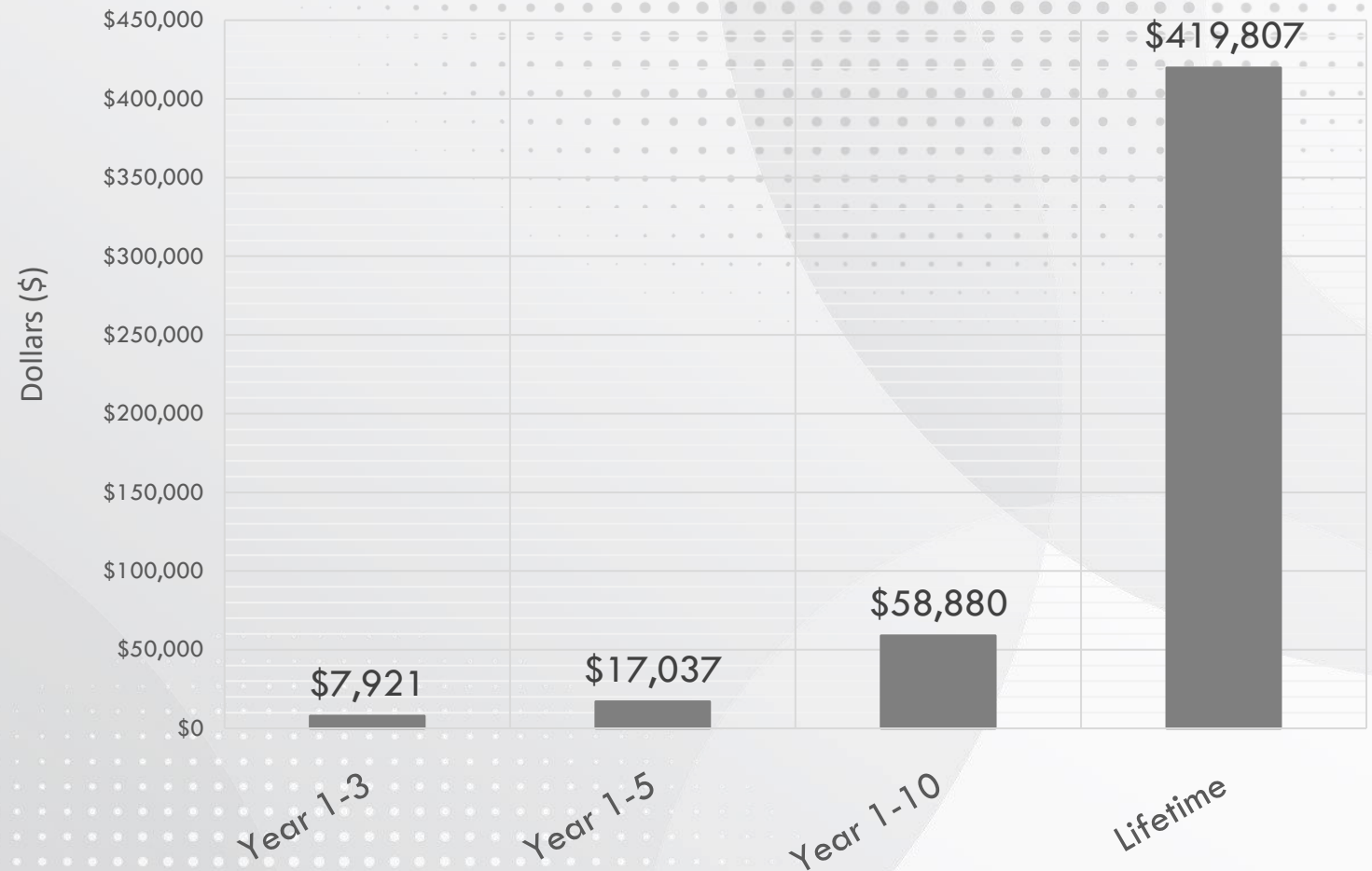
Tip: If an occupation is missing, try searching by keyword on mynextmove.org to get the official BLS occupation name.

Duration of Education or Training Program

No education or training required

Recalculate


Financial Gains from Career Advancement

[Download Chart Data](#)

For more information:

For additional background on research and tools, please visit:

<https://www.atlantafed.org/economic-mobility-and-resilience/advancing-careers-for-low-income-families>



John Rees

John.Rees@atl.frb.org

Panel discussion



Jill Avery-Stoss
President and CEO
The Institute in Northeastern
Pennsylvania



Tracey Everett
Director
Jobs for the Future



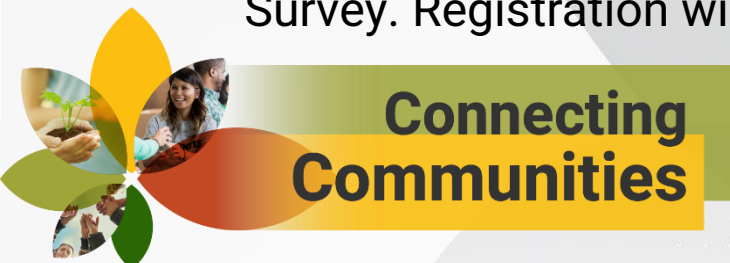
Mayra Nunez
Program and Compliance Manager
CareerSource Central Florida



**Connecting
Communities**

Closing remarks and requests

- Please complete the post-event survey.
- Materials from today's event will be available on YouTube and the Connecting Communities website within two weeks of today's event.
- Visit www.fedcommunities.org for more Fed resources on community development topics.
- Follow Fed Communities on social media. We're on LinkedIn, X, Instagram, and Facebook.
- Subscribe to the Fed Communities monthly newsletter at fedcommunities.org/About Us/Subscribe.
- View previous Connecting Communities events on fedcommunities.org/connecting-communities.
- The 2026 Community Development Research Seminar Series, *Place-based strategies: Strengthening Local Economies*, kicks off on Thursday, April 2. Details and registration coming soon.
- Mark your calendars for Thursday, April 9 to learn about results from the 2025 Small Business Credit Survey. Registration will be open soon.



Thank you for joining us



**Connecting
Communities**